




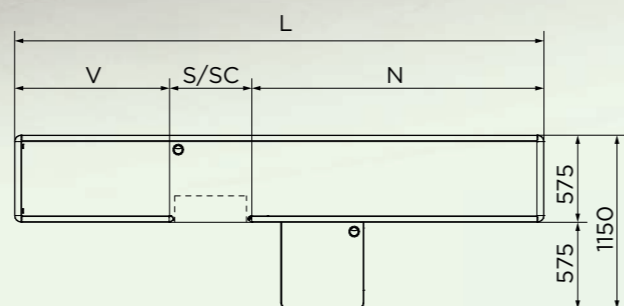

# NSVD NSCVD

## Massima resa con spazi ridotti

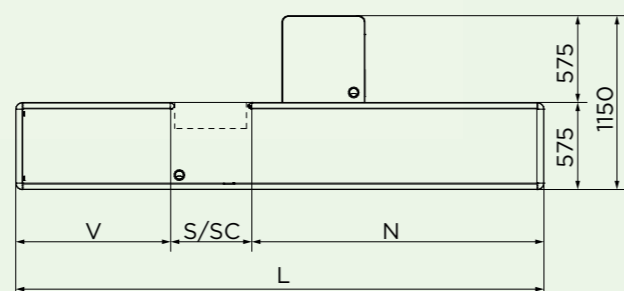
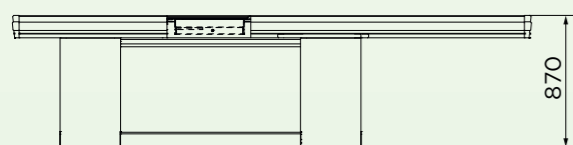
Banco cassa utilizzato principalmente nei negozi discount o a completamento della barriera casse, con nastro trasportatore, foro scanner (NSVD) e/o cassetto (NSCVD) e vasca dritta ad un cliente. La larghezza ridotta di questo modello è consigliata per allestire spazi contenuti.



NSVD CERTIFICAZIONE N° 925  
NSCVD CERTIFICAZIONE N° 650



- Dx
- Sx



## Dimensioni

L (mm)	N NSVD/NSCVD (mm)	S/SC (mm)	V NSVD/NSCVD (mm)	Scontrino medio	Area
1680	705/ -	350/ -	625/ -	<20€ - 20÷40€	SUPERSTORE MINIMARKET SPECIALIZED SHOP
1880	905/705	350/550	625/625	<20€ - 20÷40€	
2080	905/905	350/550	825/625	<20€ - 20÷40€	
2280	1105/905	350/550	825/825	<20€ - 20÷40€	
2480	1305/1105	350/550	825/825	<20€ - 20÷40€	
2680	1305/1305	350/550	1025/825	<20€ - 20÷40€	
2880	1505/1305	350/550	1025/1025	<20€ - 20÷40€	HYPERSTORE SUPERSTORE MINIMARKET SPECIALIZED SHOP DISCOUNT
3080	- /1505	- /550	1025/1025	<20€ - 20÷40€ - >40€	
3280	- /1505	- /550	1225/1225	<20€ - 20÷40€ - >40€	
3480	- /1705	- /550	1225/1225	<20€ - 20÷40€ - >40€	
3680	- /1905	- /550	1225/1225	<20€ - 20÷40€ - >40€	